

# WASHTECH®

# GLV

COMPACT UNDERCOUNTER DISHWASHER

Guaranteed by the  
**5-2-1**  
promise

5 years warranty on stainless cabinet (parts only)  
2 years warranty on wash pump (parts and labour)  
1 year parts and labour warranty

## GLV Compact Undercounter Dishwasher

The Washtech GLV is a fully featured compact machine.

Large 320mm door clearance to wash large plates and platters in 435mm dishracks.

Insulated door and front for sound and heat reduction also ensure operator friendly, cool working surfaces.

Unique one touch system allows the operator to start a one, two or three minute cycle with one touch of the ergonomically positioned upper controls for rapid washing of a wide range of soil levels.

Powerful pump recirculates wash water at over 200 litres per minute through upper and lower stainless steel arms.

FASTCLEAN features include : easily removable spray arms and arm end plugs, L shape wash tank with scrap trays and double filtration, flush front and rear wheels on the cabinet to facilitate easy removal of the machine from the recess.

Regardless of selected cycle time total water consumption is less than 3 litres per complete cycle minimising water, waste, energy and chemical costs.

Installation is easy with a cabinet width of only 535 mm, 15 amp power requirement with cordset fitted, drain pump fitted standard, and water supply hose included.

Supplied with one cuprack, one dishrack and one cutlery container.



Over 25 years Washtech has earned the position of Australasia's leading wash equipment manufacturer by providing robust, reliable machines designed for ease of service and years of effective, efficient operation.



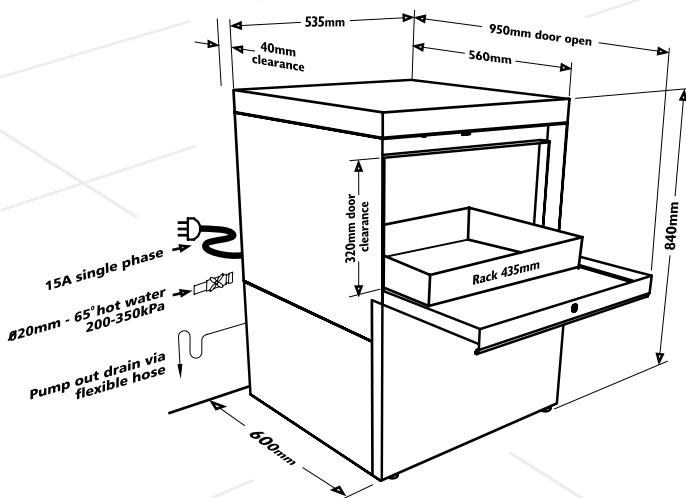
ISO 9001 certified and audited since 1993 - our equipment complies with all local hygiene, electrical and plumbing regulations including WATERMARK.



Washtech products are supported nationwide by the MOFFAT Service Network to ensure long term access to parts and after sales support and service including preventative maintenance programmes.



In line with policy to continually develop and improve it's products Moffat reserves the right to change specifications and design without notice.



Installation drawing and detail overleaf.



www.moffat.com.au

24 HOUR SERVICE  
1800 622 216

REPLACEMENT PARTS  
1800 337 963

### Australia Moffat Pty Limited

Victoria/Tasmania  
740 Springvale Road  
Mulgrave, Victoria 3170  
Telephone 03 9518 3888  
Facsimile 03 9518 3833  
Email vsales@moffat.com.au  
www.moffat.com.au

New South Wales  
Telephone 02 8833 4111  
Email nswsales@moffat.com.au

South Australia  
Telephone 03 9518 3888  
Email vsales@moffat.com.au

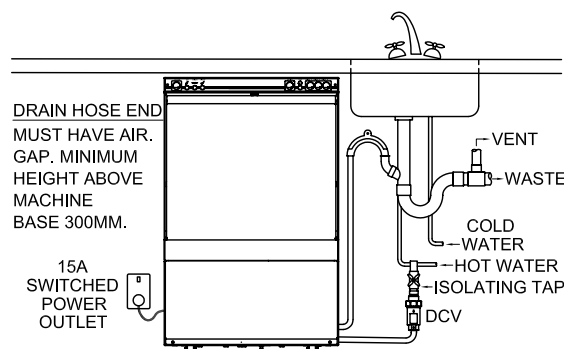
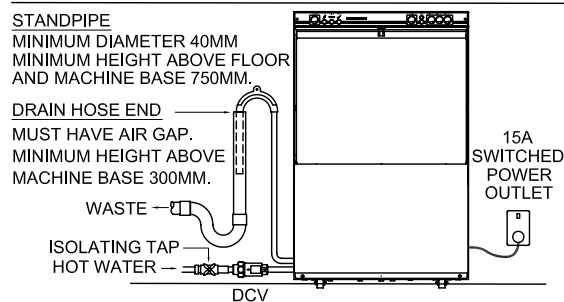
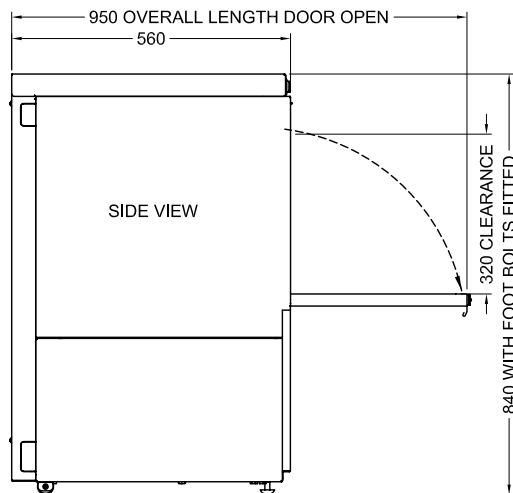
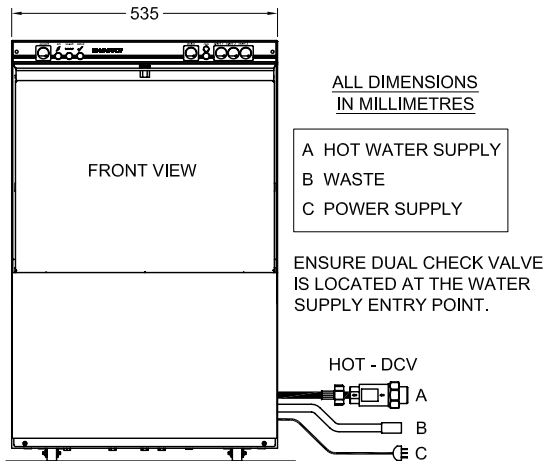
Queensland  
Telephone 07 3630 8600  
Email qldsales@moffat.com.au

Western Australia  
Telephone 08 9202 6820  
Email bgarcia@moffat.com.au

Effective February 2009

# WASHTECH® GLV

## GLV Compact Undercounter Dishwasher



Installer must be suitably qualified and ensure compliance with all local codes and standards including AS/NZS3500.1. Failure to comply even partially with installation instructions may void the warranty. Install machine on sound waterproof self-draining floor, with adjacent surfaces sealed against water and/or light steam. Use the adjustable feet to level the machine. Allow room for detergent to one side of machine or in adjacent cupboard. 20 litre container requires about 450H x 250W x 350D but smaller containers are available from many suppliers.

### Water Supply

Hot water temperature	65°C ± 5°C
Connection	20 mm (3/4" BSP) male - flexible hose supplied
Pressure	200-350 kPa = 30 to 50 psi
Flow rate minimum	20 litres per minute
Consumption per cycle	3 litres approximately
Backflow prevention	Dual Check Valve supplied

Pressure limiter may be required. Don't use small diameter plastic supply lines. FLUSH supply line before connection. Connect supplied DCV to water supply. Poor quality supply or excessive water hardness may affect performance or damage machine - filtration and/or softening is recommended. Optional rinse booster pump available for very low pressure supply.

### Waste

Drain pump is fitted - refer to the installation diagram. Drain hose MUST be lifted to at least 750 mm above machine base, and hose MUST end no lower than 300 mm above machine base with an AIR GAP to the drain to prevent siphoning - refer to the installation diagram - sink trap connection OK.

### Power

Electrical supply required is 15A 240V 50Hz via switched outlet adjacent to machine, which is supplied with cordset including 15A plug.

### Detergent

If detergent pump is fitted insert pump inlet hose into container of commercial low foam detergent. Open machine door and switch machine on. Press and hold detergent prime switch behind front cover until chemical flows into machine. Commercial detergents can be hazardous - read instructions and handle with care.